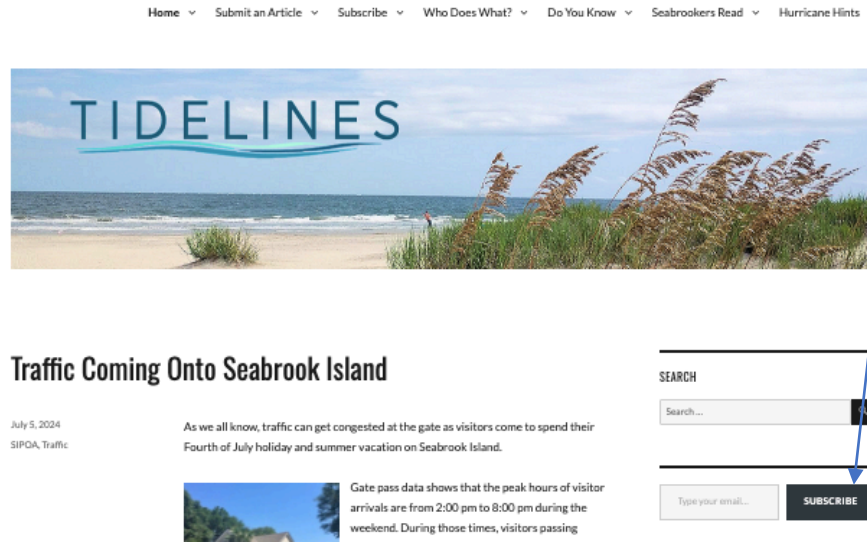
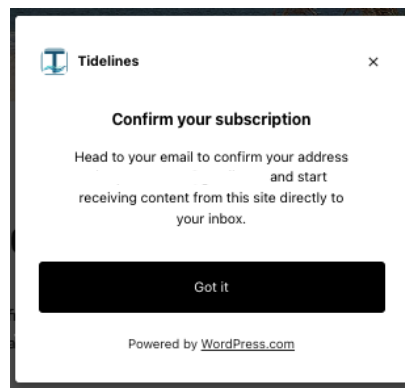


To subscribe to *Tidelines*, go to tidelinesblog.com.

In the sidebar on the right, enter your email address in the field and click the SUBSCRIBE button.



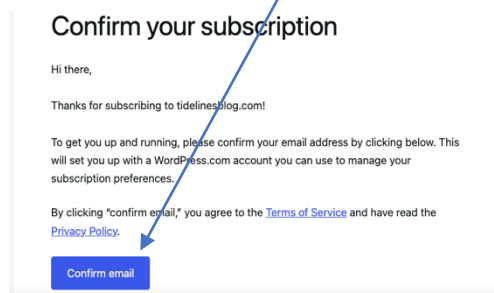
You should see a message like this:



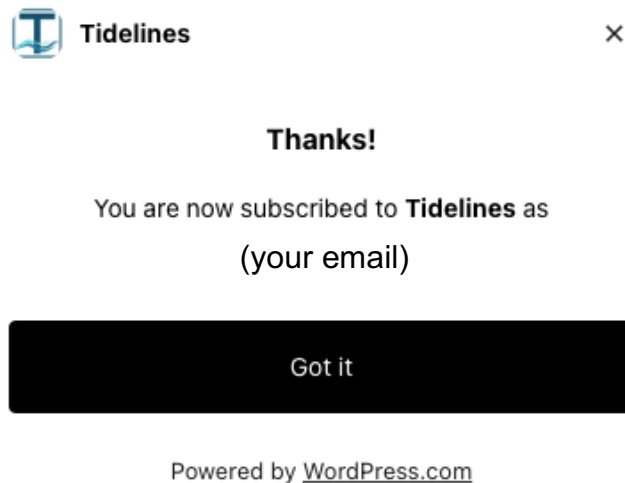
Go to your mailbox and look for an email from *Tidelines*. It will look something like this:



Open the email from *Tidelines* and click the blue button.



And finally, you will learn:



Once you have subscribed, you can manage the frequency with which you get posts by editing the settings so you receive posts **Immediately** or in **Daily** or **Weekly** digests.

To manage your *Tidelines* subscription

Open any *Tidelines* post in your email. Scroll down to “**Manage** your email settings or unsubscribe” and click on **Manage**. Follow the directions found there.

